




























Order of Application

Here is a handy application guide for your customers' day and night skin care routines. More than likely, they will not use all of these products. Simply identify the products they do use and instruct them to apply them in the following order.

-  day
 night
-  Oil-Free Eye Makeup Remover
TimeWise[®] 3-In-1 Cleanser, TimeWise[®] 3-In-1 Cleansing Bar or Botanical Effects[™] Cleanse (Formula 1, 2 or 3) , TimeWise Repair[™] Volu-Firm[™] Foaming Cleanser or ClearProof[™] Clarifying Cleansing Gel*
 -  TimeWise[®] Even Complexion Mask, TimeWise[®] Moisture Renewing Gel Mask (10 minute application then rinse off), Botanical Effects[™] Mask (Formula 1, 2 or 3) or TimeWise[®] Microdermabrasion Set* (If using Microdermabrasion, no freshen step needed)
Step 1: Refine and
Step 2: Replenish
 -  Botanical Effects[™] Freshen (Formula 1, 2 or 3) or ClearProof[™] Blemish Control Toner*
 -  ClearProof[™] Pore Purifying Serum*
ClearProof[™] Acne Treatment Gel*
TimeWise[®] Even Complexion Dark Spot Reducer
TimeWise[®] Replenishing Serum+C or TimeWise Repair[™] Volu-Firm[™] Lifting Serum
 -  TimeWise[®] Even Complexion Essence
 TimeWise[®] Day Solution Sunscreen Broad Spectrum SPF 35[†]
 -  Mary Kay[®] Sunscreen Broad Spectrum SPF 30 or 50[†]
 TimeWise[®] Night Solution
TimeWise[®] Night Restore & Recover Complex
 TimeWise[®] Moisture Renewing Gel Mask (leave on overnight) - based on your hydration needs and preference, you can omit your usual moisturize step when using the gel mask as a leave on product
 -  TimeWise[®] Volu-Fill[™] Deep Wrinkle Filler (If using Miracle Set, apply before Day Solution in the AM. Please see next page for more detail)
 TimeWise Repair[™] Volu-Firm[™] Night Treatment with Retinol
 -  TimeWise[®] Age-Fighting Moisturizer, Botanical Effects[™] Hydrate (Formula 1, 2 or 3) or ClearProof[™] Oil-Free Moisturizer for Acne-Prone Skin
 TimeWise[®] Age-Fighting Moisturizer Sunscreen Broad Spectrum SPF 30[†]
TimeWise Repair[™] Volu-Firm[™] Day Cream Sunscreen Broad Spectrum SPF 30
 -  Additional Moisturizers (Intense Moisturizing Cream, Oil-Free Hydrating Gel)
 -  Oil Mattifier
 -  Satin Lips[®] (mask and balm)
 -  Indulge[™] Soothing Eye Gel
 -  TimeWise[®] Firming Eye Cream **or**
TimeWise[®] Age-Fighting Eye Cream **or** TimeWise Repair[™] Volu-Firm[™] Eye Renewal Cream
 -  Mary Kay[®] Foundation Primer Sunscreen Broad Spectrum SPF 15[†]
 -  Mary Kay[®] Concealer
 -  Mary Kay[®] Foundation
 -  Mary Kay[®] Eye Primer
 -  Mary Kay[®] Facial Highlighting Pen
 -  Mary Kay[®] Powder
 -  Mary Kay[®] Color Cosmetics

*Do not use Microdermabrasion (steps 1 & 2), and/or any mask together on the same day; however, you may alternate their usage during the week. If you are going to use a combination of these products in the same week, you may want to limit the usage of each product to only one or two times per week.

†Over-the-counter drug product

Order of Application

The following is the proper order of application when using TimeWise® Volu-Fill™ Deep Wrinkle Filler in conjunction with the TimeWise® Miracle Set and TimeWise Repair® Set.

What is the order of application with my TimeWise® Miracle Set® skin care routine?

- If a TimeWise® Miracle Set® customer wants to use the TimeWise® Volu-Fill™ Deep Wrinkle Filler, the recommended order of application is slightly different from the user who uses the TimeWise Repair® skincare line (see the order of application below).
Application instructions: Apply directly to wrinkles and gently pat in place with fingertips. Wait a few minutes before applying moisturizer. As a rule of thumb, no matter what your skincare routine is, for daytime use, **be sure to follow with a sunscreen product.**
- For AM, when using the TimeWise Repair® Volu-Fill™ Deep Wrinkle Filler, follow with a sunscreen product. Thus, we recommend applying the TimeWise® Day Solution Sunscreen Broad Spectrum SPF 35* or the TimeWise Age-Fighting Moisturizer SPF 30* **AFTER** the Wrinkle Filler. While daily and effective broad spectrum sun protection is an essential part of any skin care program, it is especially important when using a product that contains retinol.

TimeWise® Miracle Set® (with Day Solution)	TimeWise® Miracle Set® (without Day Solution)	TimeWise Repair®
<p>AM</p> <p>TimeWise® 3in1 Cleanser TimeWise® Replenishing Serum +C® (optional) TimeWise® Volu-Fill™ Deep Wrinkle Filler TimeWise® Day Solution Sunscreen Broad Spectrum SPF 35* TimeWise® Age-Fighting Moisturizer</p>	<p>AM</p> <p>TimeWise® 3in1 Cleanser TimeWise® Replenishing Serum +C® (optional) TimeWise® Volu-Fill™ Deep Wrinkle Filler TimeWise® Age-Fighting Moisturizer SPF 30*</p>	<p>AM</p> <p>TimeWise Repair® Foaming Cleanser TimeWise Repair® Lifting Serum TimeWise® Volu-Fill™ Deep Wrinkle Filler TimeWise Repair® Day Cream SPF 30 TimeWise Repair® Renewal Eye Cream</p>
<p>PM</p> <p>TimeWise® 3in1 Cleanser TimeWise® Replenishing Serum +C® (optional) TimeWise® Night Solution TimeWise® Volu-Fill™ Deep Wrinkle Filler TimeWise® Age-Fighting Moisturizer</p>	<p>PM</p> <p>TimeWise® 3in1 Cleanser TimeWise® Replenishing Serum +C® (optional) TimeWise® Night Solution TimeWise® Volu-Fill™ Deep Wrinkle Filler TimeWise® Age-Fighting Moisturizer</p>	<p>PM</p> <p>TimeWise Repair® Foaming Cleanser TimeWise Repair® Lifting Serum TimeWise® Volu-Fill™ Deep Wrinkle Filler TimeWise Repair® Night Treatment with Retinol TimeWise Repair® Eye Renewal Cream</p>

*Over the counter drug product